



BJHS - Numeracy Newsletter - 5

Units Of Measurement

Name: _____

Welcome to the fifth BJHS Numeracy Newsletter.


This newsletter aims to promote numeracy skills amongst students and prepare them for using maths in everyday life.

This newsletter is about units of measurement. We encourage you to sit down with your child and work through the examples with them - discussing how you would go about solving the problems. Completed newsletters that are returned will go into a prize draw for a £10 Amazon gift voucher!

For more numeracy information, visit the school website and go to the Numeracy page where you will find ideas, all the Numeracy newsletters and links to BBC Skillswise and Parent Zone.

This question is around Early Level and should be within the range of all students.

1. How long is each line? (you will need a ruler).



Green line ___ cm. Purple line ___ cm. Orange line ___ cm



This question is around Early/First Level and should be within the range of Lower Primary upwards.

2. Draw and colour shapes with an area of

8 squares

12 squares

20 squares



This question is around Early/First Level and should be within the range of Lower Primary upwards.

3. Put in order starting with the lightest (number under each picture)



4. How many millilitres of milk does the recipe need? _____

Show that amount on the jug below.



Halloween Ghost Pancakes

- 2 cups (230 grams) sifted all-purpose flour
- 4 tbsp sugar
- 2 tsp baking powder
- 1/4 tsp salt
- 1 1/2 cups (350 ml) milk
- 1 egg
- chocolate chips
- vegetable oil (for cooking)



How many grams of flour? _____

How many grams of flour would you need if you were making double the quantity? _____

5. Look around your kitchen at home. Write down something that is lighter than 1kg. _____

Write down something that is heavier than 1kg. _____

6. Circle the shape with the largest area.

